



SHOPPING CART
SENSOR




LIFT & LEARN
SENSOR



DOOR SENSOR



SMARTPHONE
AS A SENSOR



MMWAVE RADAR SENSOR



MOTION
SENSOR

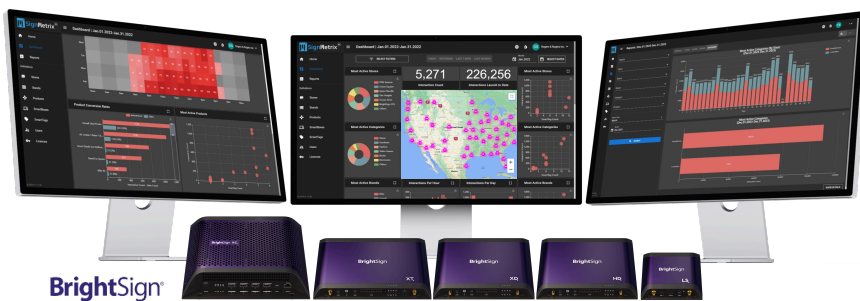
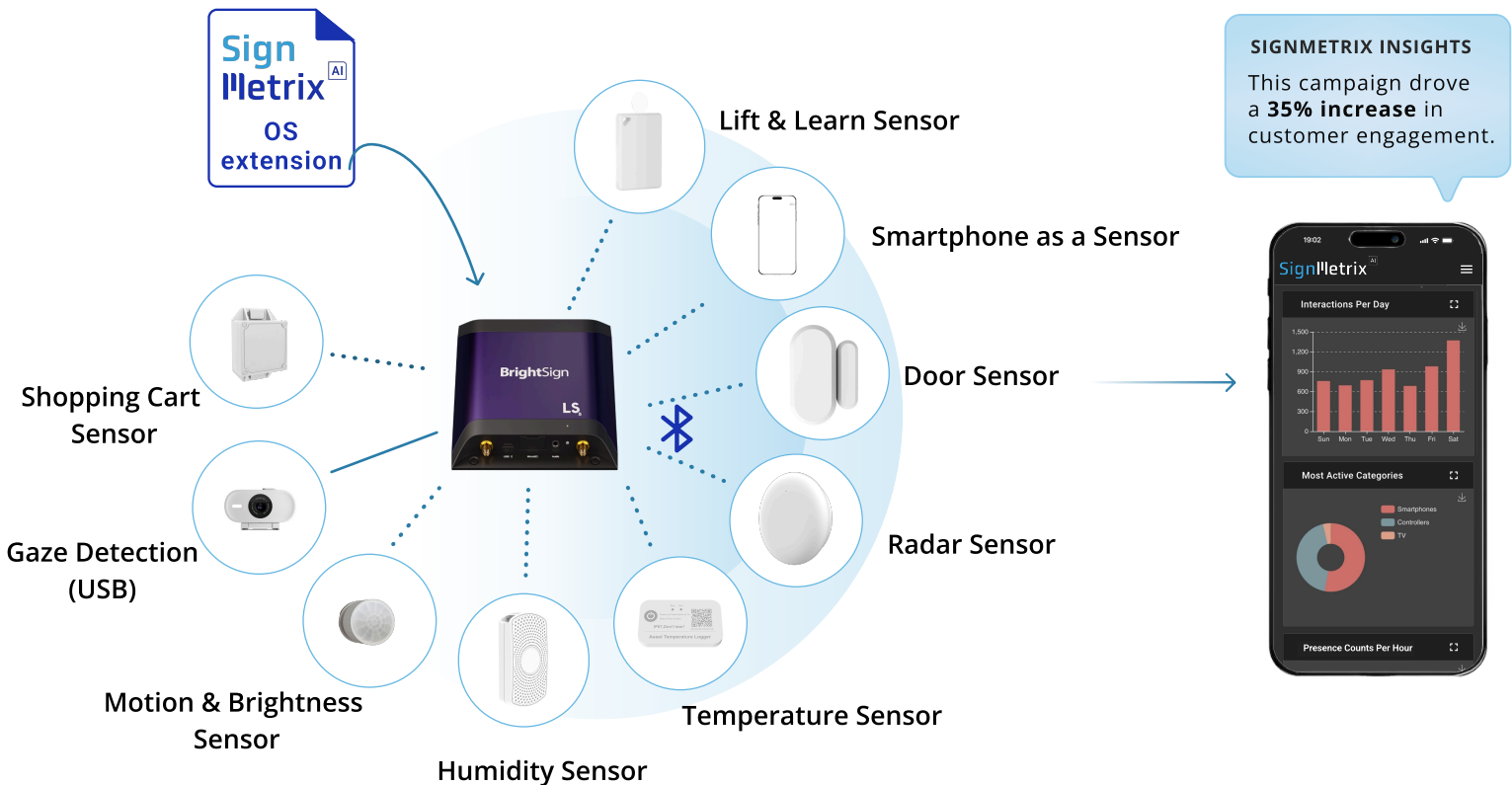
NO WIRING. NO CONTROLLERS. NO COMPLEXITY.
IOT SENSORS FOR BRIGHTSIGN

Maximize the impact of your BrightSign Players with SignMetrix IoT Solutions

SIMPLE | SEAMLESS | SCALABLE

SignMetric IoT Sensor Family

Enhance experiences by seamlessly integrating SignMetric IoT sensors into your BrightSign ecosystem at scale. No controllers. No cables.



[Try Now](#)

- Sense the environment
- Play content on interaction
- Send simple UDP messages to your **CMS**
- See insights on the dashboard
- Manage 1000s of sensors

How it works



1. Activate Bluetooth on BrightSign players:

BrightSign Player Series 4,5,6 + Bluetooth Module (WS-103, WD-104, or WD-105)

and/or

BrightSign Player + USB Bluetooth Dongle



2. Install the SignMetrix OS Extension on your player to receive local UDP messages and trigger content playback instantly.

3. Login to the SignMetrix Dashboard to view:

- All Sensor Metrics
- Foot Traffic
- Dwell Time
- Customer Journey

